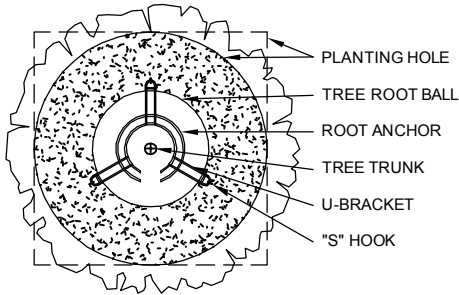




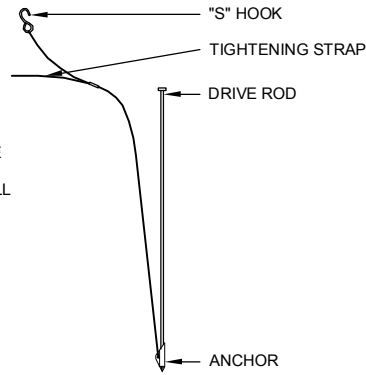
**TREE STAKE SOLUTIONS, LLC.**

9973 FM 521 Road  
Rosharon, Texas 77583  
www.treestakesolutions.com

Phone: 281-778-1400  
Mobile: 903-676-6143  
Fax: 281-778-1425



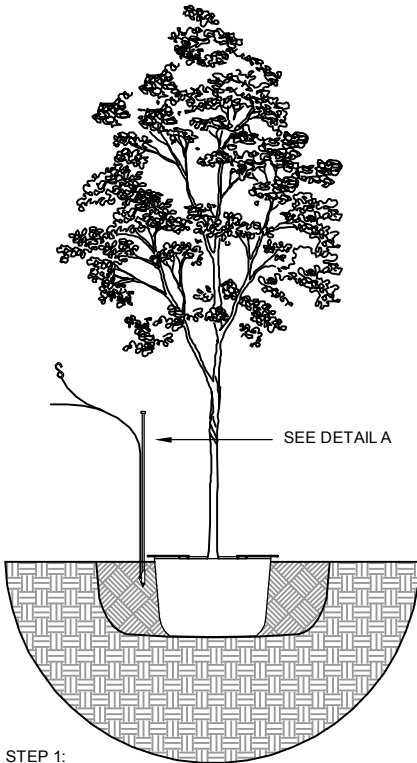
**PLAN**



**DETAIL A**


NOTES:

1. INSTALLATION TO BE COMPLETED IN ACCORDANCE WITH MANUFACTURER'S SPECIFICATIONS.
2. DO NOT SCALE DRAWING.
3. THIS DRAWING IS INTENDED FOR USE BY ARCHITECTS, ENGINEERS, CONTRACTORS, CONSULTANTS AND DESIGN PROFESSIONALS FOR PLANNING PURPOSES ONLY. THIS DRAWING MAY NOT BE USED FOR CONSTRUCTION.
4. ALL INFORMATION CONTAINED HEREIN WAS CURRENT AT THE TIME OF DEVELOPMENT BUT MUST BE REVIEWED AND APPROVED BY THE PRODUCT MANUFACTURER TO BE CONSIDERED ACCURATE.
5. CONTRACTOR'S NOTE: FOR PRODUCT AND COMPANY INFORMATION VISIT [www.treestakesolutions.com](http://www.treestakesolutions.com)



**STEP 1:**

- SET TREE IN PLANTING PIT
- PLACE ANCHOR WITH RING SIDE DOWN AGAINST TOP OF ROOTBALL
- CENTER ROOT ANCHOR'S INNER RING(S) AROUND TRUNK OF TREE
- ALIGN DRIVE ROD AS CLOSE AS POSSIBLE TO OUTSIDE EDGE OF U-BRACKET



**STEP 2:**

- DRIVE ANCHOR STRAIGHT DOWN INTO UNDISTURBED SUBBASE SOIL TO RECOMMENDED DEPTH AS PER TREE SIZING CHART BELOW



**STEP 3:**

- REMOVE DRIVE ROD
- REPEAT STEPS 1 & 2 FOR ALL THREE (3) ANCHOR LOCATIONS
- PULL BACK ON STRAP APPROXIMATELY 3" FOR THE V-68 ANCHOR, OR 6" TO 7" FOR THE V-88 ANCHOR TO SET ANCHOR INTO A HORIZONTAL OR LOCKED POSITION. A FULCRUM MAY BE REQUIRED TO ASSIST IN SETTING THE ANCHOR.
- PLACE "S" HOOK OVER THE END OF THE U-BRACKET
- PULL STRAP(S) UP VERTICALLY UNTIL ROOT ANCHOR RINGS BITE INTO THE TOP OF THE ROOT BALL AND U-BRACKETS ARE SETTING FLUSH ON TOP OF THE ROOT BALL
- TIE EXCESS STRAPS OFF TO THE U-BRACKET ALLOWING ENOUGH REMAINING STRAP TO ADJUST TREE, IF NECESSARY

| ROOT ANCHOR ITEM# | ROOT BALL & CONTAINER SIZE         | QUANTITY & ANCHOR SIZE |
|-------------------|------------------------------------|------------------------|
| 15-BG             | 10 / 15 Gallon or 17" root ball    | 3 - V68 Anchors        |
| 30-BG             | 20 / 39 Gallon or 22" root ball    | 3 - V68 Anchors        |
| 45/65-BG          | 45 / 65 Gallon or 27-30" root ball | 3 - V68 Anchors        |
| 100-BG            | 95 / 100 Gallon or 36" root ball   | 3 - V68 Anchors        |
| 150-BG            | 150 Gallon or 42" root ball        | 3 - V68 Anchors        |
| 200-BG            | 200 Gallon or 48" root ball        | 3 - V88 Anchors        |
| 300-BG            | 300 Gallon or 58" root ball        | 3 - V88 Anchors        |
| CUSTOM-BG         | Root Balls larger than 60"         |                        |